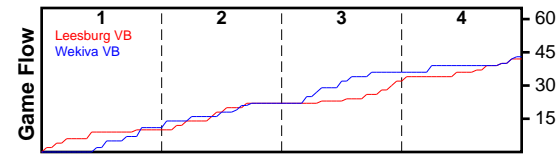


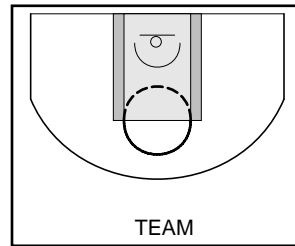
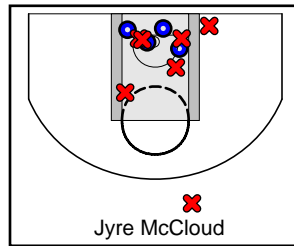
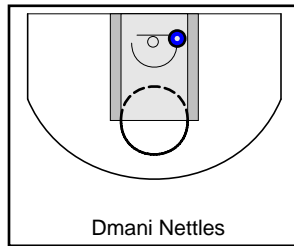
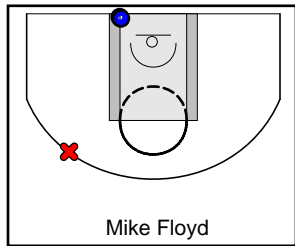
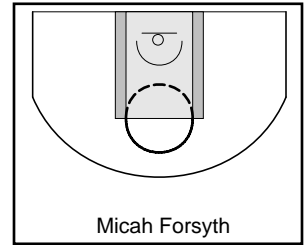
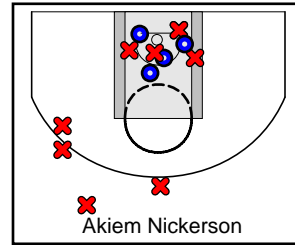
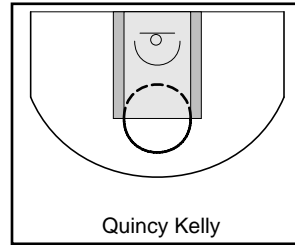
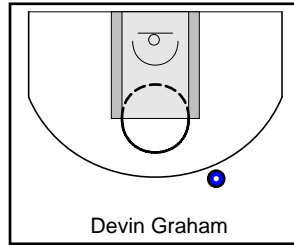
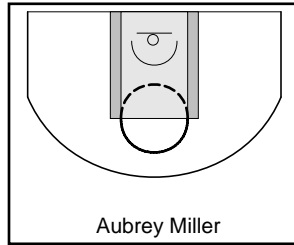
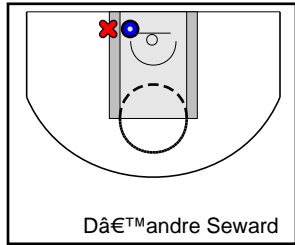
Leesburg VB

	1	2	3	4	T
Leesburg VB	10	12	10	10	42
Wekiva VB	11	11	14	7	43



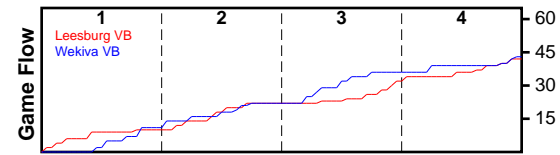
Corrected Records: Varsity Boys 12/9/19 Leesburg (3-1) @ Wekiva (1-4)

#	Name	G	MIN	PTS	FGM	FGA	FG%	2PM	2PA	2P%	3PM	3PA	3P%	FTM	FTA	FT%	OREB	DREB	REB	AST	STL	DFL	BLK	TO	PF	PM	CHG	A/T	GmSc
1	Dâ€™andre Seward	1	19	2	1	2	0.500	1	2	0.500	-	-	-	-	-	-	1	-	1	-	-	-	-	4	2	-4	-	0.0	-3.1
2	Aubrey Miller	-	-	0	0	0	-	-	-	-	-	-	-	-	-	-	-	-	0	-	-	-	-	-	-	-	-	-	-
3	Devin Graham	1	23	3	1	1	1.000	-	-	-	1	1	1.000	-	-	-	-	1	1	-	2	-	-	2	1	-11	-	0.0	2.6
4	Quincy Kelly	1	11	0	0	0	-	-	-	-	-	-	-	2	2	0.000	1	3	4	1	-	1	1	2	-	6	-	0.5	0.2
10	Akiem Nickerson	1	31	11	5	15	0.333	5	11	0.455	-	4	0.000	1	2	0.500	2	4	6	1	1	-	1	2	4	1	-	0.5	3.5
12	Micah Forsyth	-	-	0	0	0	-	-	-	-	-	-	-	-	-	-	-	-	0	-	-	-	-	-	-	-	-	-	-
15	Mike Floyd	1	28	8	2	4	0.500	2	3	0.667	-	1	0.000	4	4	1.000	4	6	10	-	1	-	-	6	3	12	-	0.0	4.4
20	Dmani Nettles	1	16	7	2	2	1.000	2	2	1.000	-	-	-	3	6	0.500	1	3	4	2	2	-	-	-	4	-	-	-	8.6
23	Jyre McCloud	1	31	11	4	11	0.364	4	10	0.400	-	1	0.000	3	7	0.429	1	5	6	1	1	3	2	6	4	1	1	0.2	1.0
	TEAM	1	-	0	0	0	-	-	-	-	-	-	-	-	-	-	-	2	2	-	-	-	-	-	-	-	-	-	0.6
	TOTALS	1	32	42	15	35	0.429	14	28	0.500	1	7	0.143	11	21	0.524	10	24	34	5	7	4	4	22	18	-1	1	0.2	17.8



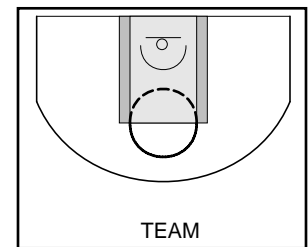

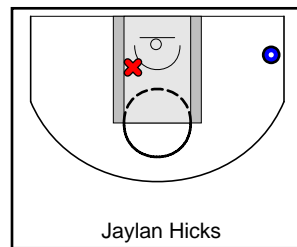
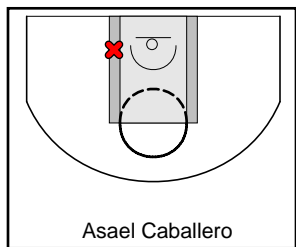
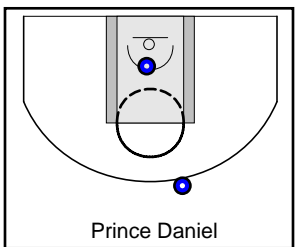
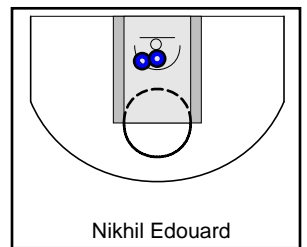
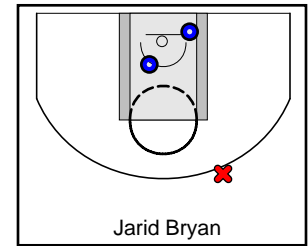
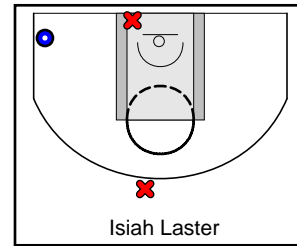
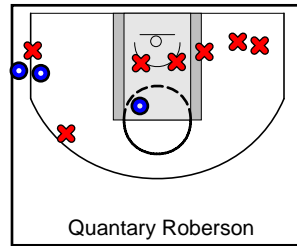
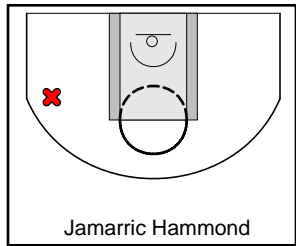
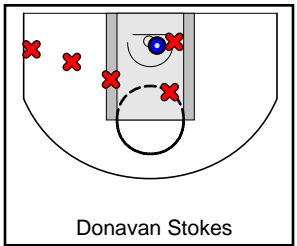
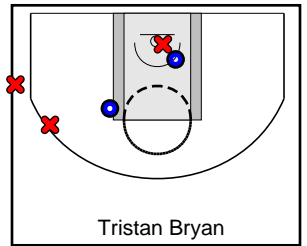
Wekiva VB

	1	2	3	4	T
Leesburg VB	10	12	10	10	42
Wekiva VB	11	11	14	7	43



Corrected Records: Varsity Boys 12/9/19 Leesburg (3-1) @ Wekiva (1-4)

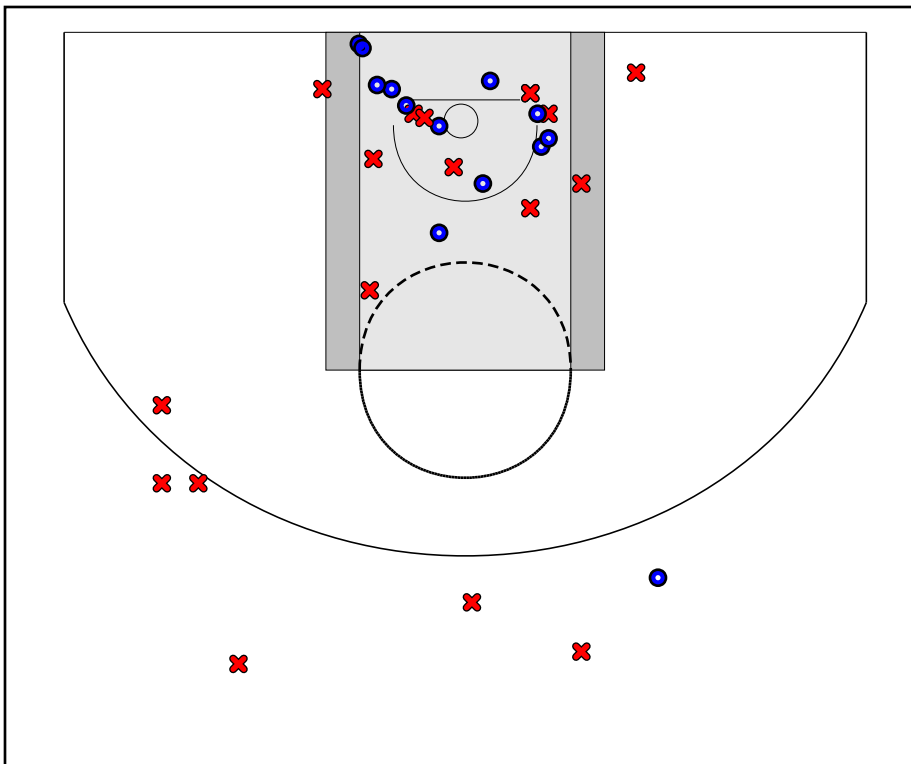
#	Name	G	MIN	PTS	FGM	FGA	FG%	2PM	2PA	2P%	3PM	3PA	3P%	FTM	FTA	FT%	OREB	DREB	REB	AST	STL	DFL	BLK	TO	PF	PM	CHG	A/T	GmSc
0	Tristan Bryan	1	21	10	2	8	0.250	2	6	0.333	-	2	0.000	6	8	0.750	2	-	2	2	5	1	1	5	4	-1	-	0.4	6.3
1	Donavan Stokes	1	18	3	1	7	0.143	1	6	0.167	-	1	0.000	1	2	0.500	-	5	5	1	1	1	-	-	3	12	-	-	0.1
3	Jamarric Hammond	1	27	0	0	1	0.000	-	-	-	-	1	0.000	-	1	0.000	-	2	2	-	-	2	-	1	-	-1	-	0.0	-1.5
4	Quantary Roberson	1	29	9	3	11	0.273	1	5	0.200	2	6	0.333	1	2	0.500	-	2	2	3	-	1	-	1	2	-7	-	3.0	3.0
10	Isiah Laster	1	8	3	1	3	0.333	-	1	0.000	1	2	0.500	-	-	-	-	-	0	-	1	1	-	2	-	-6	-	0.0	0.3
11	Jarid Bryan	1	25	4	2	3	0.667	2	2	1.000	-	1	0.000	-	-	-	-	1	1	1	-	-	-	2	5	8	1	0.5	-0.3
12	Nikhil Edouard	1	11	4	2	2	1.000	2	2	1.000	-	-	-	-	-	-	-	1	1	-	2	-	-	1	1	1	-	0.0	4.3
15	Prince Daniel	1	10	5	2	2	1.000	1	1	1.000	1	1	1.000	-	-	-	-	1	1	-	1	1	-	1	1	3	1	0.0	4.3
21	Asael Caballero	1	4	0	0	1	0.000	-	1	0.000	-	-	-	-	-	-	-	-	0	-	-	-	-	-	-	-7	-	-	-0.7
23	Jaylan Hicks	1	7	5	2	4	0.500	1	2	0.500	1	2	0.500	-	-	-	-	-	0	-	1	-	-	1	-	-7	-	0.0	3.0
24	Jaylen Sirmons	-	-	0	0	0	-	-	-	-	-	-	-	-	-	-	-	-	0	-	-	-	-	-	-	-	-	-	-
	TEAM	1	-	0	0	0	-	-	-	-	-	-	-	-	-	-	4	2	6	-	-	-	-	-	-	-	-	-	3.4
	TOTALS	1	32	43	15	42	0.357	10	26	0.385	5	16	0.312	8	13	0.615	6	14	20	7	11	7	1	14	16	1	2	0.5	22.2



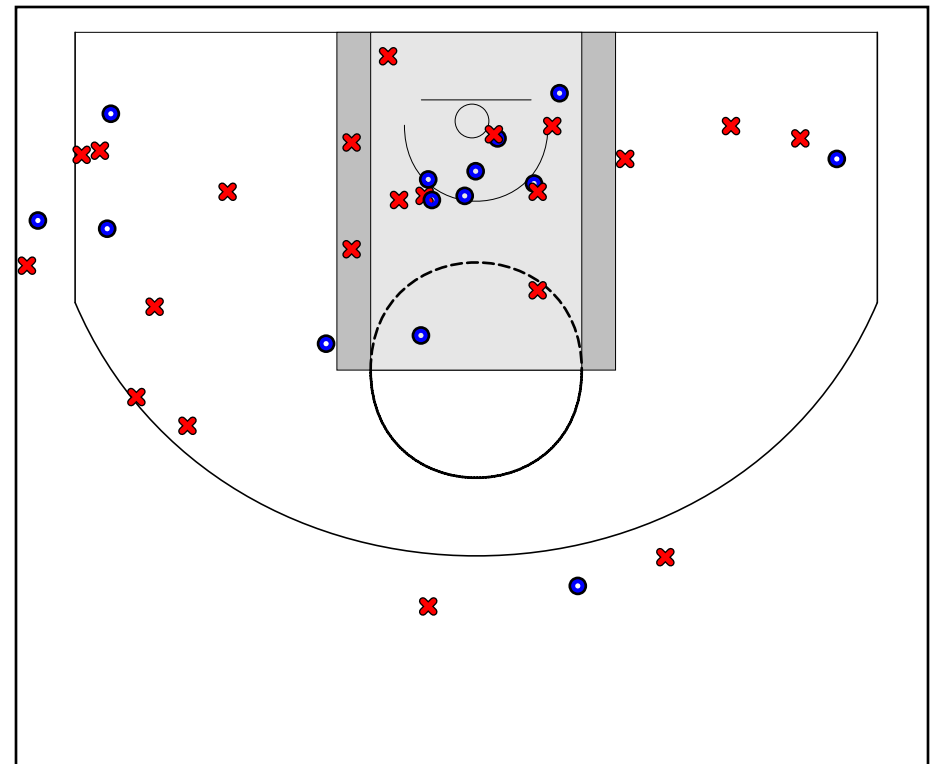
Game Summary Comparison

Statistic	Leesburg VB	Wekiva VB
Points	42	43
<i>Field Goals</i>	15 / 35	15 / 42
<i>2 Point</i>	14 / 28	10 / 26
<i>3 Point</i>	1 / 7	5 / 16
<i>Free Throws</i>	11 / 21	8 / 13
Assists	5	7
Rebounds	34	20
<i>Offensive</i>	10	6
<i>Defensive</i>	24	14
Blocks	4	1
Steals	7	11
Deflections	4	7
Turnovers	22	14
Charges Taken	1	2
Personal Fouls	18	16
Technical Fouls	-	-

Leesburg VB



Wekiva VB



Leesburg VB Turnovers

Period	Clock	Player	Turnover Type
1st Period	5:00	#15 Mike Floyd	Steal
1st Period	4:11	#3 Devin Graham	Traveling
1st Period	2:15	#4 Quincy Kelly	Steal
1st Period	1:09	#23 Jyre McCloud	Steal
1st Period	1:04	#1 Dâ€™andre Seward	Steal
1st Period	1:02	#23 Jyre McCloud	Steal
2nd Period	7:41	#1 Dâ€™andre Seward	Out of Bounds
2nd Period	6:30	#15 Mike Floyd	Out of Bounds
2nd Period	5:09	#15 Mike Floyd	Traveling
2nd Period	4:44	#10 Akiem Nickerson	Steal
2nd Period	2:40	#15 Mike Floyd	Out of Bounds
2nd Period	2:34	#4 Quincy Kelly	Steal
3rd Period	7:01	#10 Akiem Nickerson	Backcourt Ball
3rd Period	6:11	#23 Jyre McCloud	Steal
3rd Period	5:55	#1 Dâ€™andre Seward	Steal
3rd Period	3:19	#3 Devin Graham	Steal
3rd Period	2:36	#23 Jyre McCloud	Traveling
4th Period	6:31	#15 Mike Floyd	Steal
4th Period	0:11	#15 Mike Floyd	Traveling
4th Period	0:04	#23 Jyre McCloud	Out of Bounds

Leesburg VB Fouls

Period	Clock	Player	Foul
1st Period	6:38	#15 Mike Floyd	Pushing (Def)
1st Period	3:44	#15 Mike Floyd	Holding (Def)
1st Period	3:43	#20 Dmani Nettles	Reaching in (Def)
1st Period	3:34	#1 Dâ€™andre Seward	Charging (Off)
1st Period	1:52	#20 Dmani Nettles	Blocking (Def)
1st Period	1:03	#3 Devin Graham	Holding (Def)
1st Period	1:03	#10 Akiem Nickerson	Holding (Def)
2nd Period	5:27	#23 Jyre McCloud	Holding (Def)
2nd Period	2:47	#1 Dâ€™andre Seward	Blocking (Def)
2nd Period	2:32	#23 Jyre McCloud	Pushing (Def)
2nd Period	2:00	#23 Jyre McCloud	Pushing (Def)
4th Period	5:10	#10 Akiem Nickerson	Reaching in (Def)
4th Period	3:54	#20 Dmani Nettles	Reaching in (Def)
4th Period	3:17	#10 Akiem Nickerson	Reaching in (Def)
4th Period	1:24	#10 Akiem Nickerson	Blocking (Def)
4th Period	1:18	#23 Jyre McCloud	Charging (Off)
4th Period	1:17	#15 Mike Floyd	Reaching in (Def)
4th Period	0:10	#20 Dmani Nettles	Holding (Def)

Wekiva VB Turnovers

Period	Clock	Player	Turnover Type
1st Period	7:10	#4 Quantary Roberson	Steal
1st Period	1:10	#0 Tristan Bryan	Traveling
2nd Period	6:33	#15 Prince Daniel	Double Dribble
2nd Period	5:07	#23 Jaylan Hicks	Traveling
2nd Period	4:10	#0 Tristan Bryan	Traveling
3rd Period	7:00	#3 Jamarric Hammond	Steal
3rd Period	2:18	#0 Tristan Bryan	Traveling
3rd Period	0:46	#0 Tristan Bryan	Steal
3rd Period	0:20	#12 Nikhil Edouard	Traveling
4th Period	7:14	#10 Isiah Laster	Steal
4th Period	4:23	#10 Isiah Laster	Steal
4th Period	3:00	#11 Jarid Bryan	Steal
4th Period	1:19	#11 Jarid Bryan	Steal

Wekiva VB Fouls

Period	Clock	Player	Foul
1st Period	1:26	#15 Prince Daniel	Pushing (Def)
1st Period	1:24	#1 Donavan Stokes	Holding (Def)
2nd Period	5:51	#4 Quantary Roberson	Blocking (Def)
2nd Period	4:45	#1 Donavan Stokes	Holding (Def)
2nd Period	2:18	#11 Jarid Bryan	Blocking (Def)
2nd Period	1:46	#0 Tristan Bryan	Reaching in (Def)
3rd Period	5:20	#12 Nikhil Edouard	Holding (Def)
3rd Period	5:08	#11 Jarid Bryan	Blocking (Def)
3rd Period	3:34	#11 Jarid Bryan	Reaching in (Def)
3rd Period	3:28	#1 Donavan Stokes	Reaching in (Def)
3rd Period	3:20	#0 Tristan Bryan	Charging (Off)
4th Period	7:37	#0 Tristan Bryan	Holding (Def)
4th Period	2:48	#4 Quantary Roberson	Reaching in (Def)
4th Period	2:03	#0 Tristan Bryan	Blocking (Def)
4th Period	1:05	#11 Jarid Bryan	Holding (Def)
4th Period	0:27	#11 Jarid Bryan	Pushing (Def)